

APPLICATION GUIDE

- Brick is the name of our product which mentioned in this Application Guide related with EN 771-1 standart as Clay Masonry Unit._
- Standart number and other characteristics such as density; LD as low density, HD as high density, and brick's catagory in this standart are printed on to the brick._
- Kudret Bricks Co. has produced its products in Category-II , System 4 in this Standart. Our company name is declared on CE labels. CE Label and Application Guide are delivered to you with your invoice.



- Rather packaged or not, counting bricks is the firts thing to do when they are delivered to you. Number of bricks in the package is indicated on the label attached to the pakcage. You can see the number of bricks delivered to you on the waybill which has given to the truck driver._
- If you want to load maximum amount of bricks to the truck as much as the truck's load limit permit, some of the bricks at the bottom of the truck's case may broken during the

transportation. Please don't use these bricks.

- Unpackaged bricks must be unloaded slowly from the truck and they must be stacked properly to a hard flat surface. Bricks should not be dropped down from the truck's case. This kind of brick handling is out of product's warranty and these bricks are not returned.
- Bricks may be broken during unlolading from the truck or during transferring them in the construction site. If the broken part of the brick is larger than 16 cm² then it must be separated and not to be used.
- Bricks should be protected as much as possible from atmospheric conditions like rain or snow before use. Covering bricks with nylon is good for protection against mud and other atmospheric effects. Mud or other dirts should be cleaned from the bricks before use.
- All bricks are have resistance to 950°C for four hours. Our productions are not apropiate for conditions higher than this temperature and duration periods exceeding four hours.



Horizontally perforated bricks must be moved into their place with holes look horizontal. Vertically perforated bricks should be used in the same way, their holes must be in vertical position in their place of use._

- Cement mortar with no lime containing is good for bonding bricks. Less salt containing cements should be prefered also to prevent cotton looking forming on the surface of decorative high density (HD) bricks.
- Specialty decorative bricks can be covered with acrylic or silicone based transparent solutions to prevent cotton looking formations and water absorption from the surface of the brick._
- Mortar should be prepared and used daily. Remaining mortar shuold not be used the day after.



Our special product, ClayFix® heat insulation perlite mortar should be used in 75 minutes after mixed with water. The amount of bricks that can be build in 75 minutes or less must be considered well to prepeare the sufficient amount of mortar. ClayFix® heat insulation perlite mortar's density is 1000 Kg/m³ and it has been produced in TS EN 998-2 Standarts.

As indicated in TS-825 Heat Insulation Standart for Buildings, using ClayFix® heat insulation perlite mortar for bonding masonry units improves their heat conductivity values around 0,06 W/mK for each masonry material._





- Half bricks are produced separately and sent to building sites as much as the amount required to be used at the begining or at the end of every row of bricks bonded to build the wall. It is very important to be careful that vertical faces of bricks should not be on the same line for subsequent rows to get the maximum strength from the wall. Mortise and tennon type vertically perforated bricks' vertical faces should not be bonded with mortar._



- Horizontal mortar line thickness must be kept thin as much as possible to keep the wall's heat conductivity values on the lower states. We also obtain mortar pattern and thickness gages to ensure the stability of mortar thickness and consumption.
- Before laying mortar to brick's surface, these surfaces must be cleaned from dust and dehumidified properly. Mud or oil ruins must be cleaned from the surface of the brick, if it can not be cleaned properly then brick must be left unused. Water content of the prepeared

mortar must be arranged properly for not to allow mortar to fill the holes of vertically perforated bricks.

- Insulated sandwich type double walls must be tied with four Z formed 6 mm. diameter steel rods for each square meters of the double wall.
- Chimney bricks are produced appropriate to TS EN 771-1 Standart. Some chimney bricks have a support panel inside to keep its circular shape form in steady during the wet extruding process. These panels can be easily removed from the brick by crushing them with trowel. All chimney bricks are designed to be used from the outside of the buiding. Be careful not to leave projecting parts of mortar when chimney bricks are bonded together.

| | | | |
|---|---|--|---|
|  |  |  |  |
| Some chimney bricks have a support panel inside | Crush the support panel with trowel | Crashed panel can be easily removed | Chimney brick is ready to be used |

- **Be carefull when loading, unloding, transferring bricks. Please use protective necessaries !**

Bricks may be covered by dust or ash. Use a protectie dust mask not to inhale these harmful particles. Sharp projecting parts may occur on the edges of the bricks. Use protective working glowes. Workers must wear a protective helmet to prevent injuries during stacking, transferring bricks and building walls. Workers should also wear a protective glass to prevent eyes from particules which rush out from the bricks at any time.